

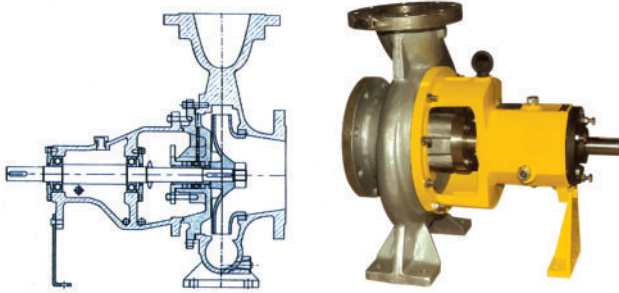


Cleartek



**Process Pumps for
all Industrial Application**



APPLICATIONS

LS-C type closed impeller pumps are used in Chemical process Industries, Petro-Chemical Industries, Sugar Industries, Sea Water Desalination Plants and Power Stations. Pumps are suitable for handling of all types of Clear Liquids, Acids, Dyes, Hydrocarbons, Chlorinated liquor, Black liquor, Condensate Water, etc.

Pumps are suitable for handling liquids having temperature in the range 10°C to 200°C

MATERIAL OF CONSTRUCTION

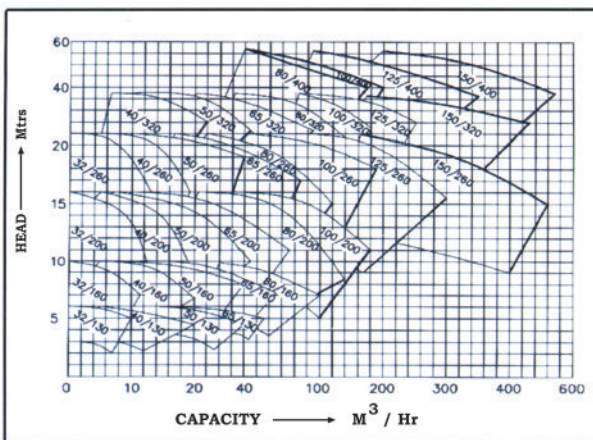
Graded Cast Iron / WCB / Bronze
Carbon Steel / Stainless Steel

OPERATING RANGE

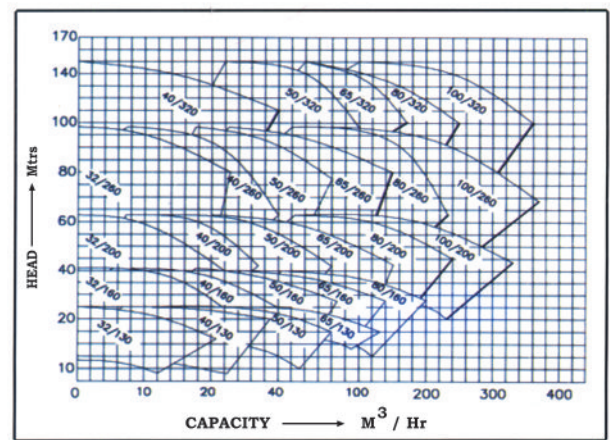
Capacity : Up to 400 m³/hr
Head : Up to 140 Metres
Casing Pressure : Up to 16 kg/cm²
Delivery Sizes : DN 25 mm to DN 150 mm
Speed : Up to 2900 rpm

CONSTRUCTIONAL FEATURES

- Horizontal back pull out design for ease of maintenance
- Dynamically balanced single suction enclosed type impeller
- Models are suitable to operate at 1450 rpm and 2900 rpm
- Centerline discharge volute casings
- Standard bearings are grease lubricated. Oil lubrication can be provided against requirement
- Standard flange drilling as per DIN 2533 ND16. Drilling as per ASA / BS / IS can also be offered against specific requirement
- Direction of rotation - Clockwise viewed from driving end




Speed - 1450 rpm



Speed - 2900 rpm





CONSTRUCTIONAL FEATURES

- Conforming to ANSI B73.1
- Horizontal back pull out design for ease of maintenance
- Single suction open and semi-open type impeller
- End Suction, Top Centerline discharge volute casing
- One cylindrical roller bearing on pump end and one double row angular contact bearing on drive end
- Models are suitable to operate at 1450 rpm and 2900 rpm
- Standard bearings are oil lubricated.
- Direction of rotation - Clockwise viewed from driving end

APPLICATIONS

LS-O type open impeller pumps are used for Sludge, Chemical Petrochemical Industries, Food Process Industries, Dyeing Industries, Sugar Industries, Paper & Pulp Industries, Fertilizer Units etc.

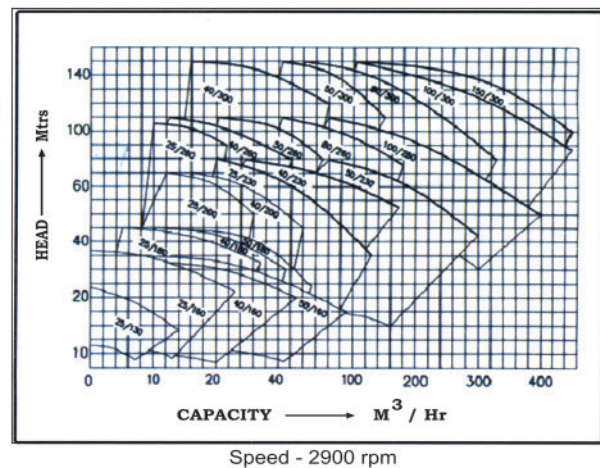
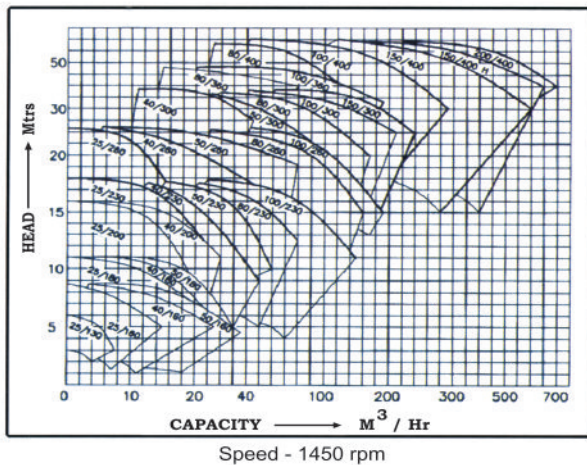
Pumps are suitable for handling liquids having temperature in the range - 10°C to 200°C

MATERIAL OF CONSTRUCTION

Graded Cast Iron, WCB, CF8, CF8M, SS316L, CD4MCu, ALLOY 20, HASTALLOY 'B' & 'C' etc.

OPERATING RANGE


- Capacity : Up to 500 m³/hr
- Head : Up to 140 Metres
- Casing Pressure : Up to 16 kg/cm²
- Delivery Sizes : DN 25 mm to DN 200 mm
- Speed : Up to 2900 rpm



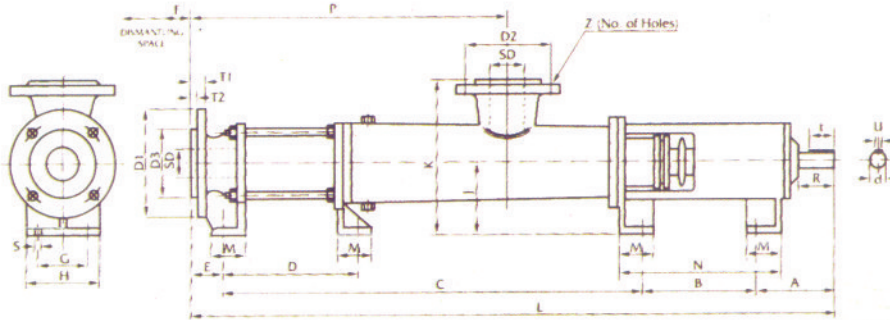
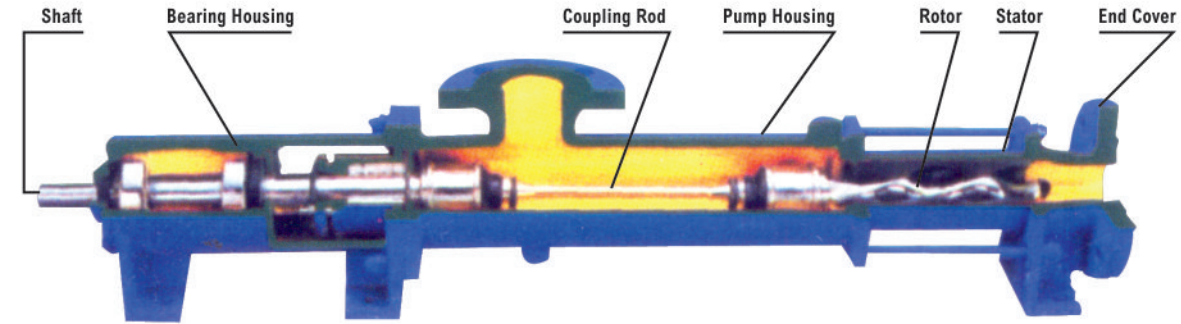
RANGES AND MODELS

SI No.	Pump Model	Head	Flow	RPM	Opening
1	25/130	5 to 20	1-5 MQ / H	960-2880	25 X 32
2	40/125	5 to 20	5-12 MQ / H	960-2880	40 X 50
3	25/160	7 to 35	3-10 MQ / H	960-2880	25 X 40
4	32/160	7 to 35	5-15 MQ / H	960-2880	32 X 50
5	40/160	7 to 35	7-30 MQ / H	960-2880	40 X 50
6	50/160	7 to 35	7-40 MQ / H	960-2880	50 X 65
7	40/200	10 to 45	10-25 MQ / H	960-2880	40 X 50
8	50/200	10 to 45	12-40 MQ / H	960-2880	50 X 65

SI No.	Pump Model	Head	Flow	RPM	Opening
9	65/200	10 to 45	15-60 MQ / H	960-2880	65 X 80
10	40/230	15 to 60	10-25 MQ / H	960-2880	40 X 50
11	50/230	15 to 60	12-60 MQ / H	960-2880	50 X 65
12	80/230	15 to 60	30-120 MQ / H	960-2880	80 X 100
13	80/260	20 to 80	50-200 MQ / H	960-2880	80 X 100
14	100/260	20 to 80	70-280 MQ / H	960-2880	100 X 125
15	125/260	20 to 80	100-400 MQ / H	960-2880	125 X 150

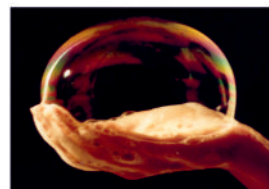


AM / BM SERIES INDUSTRIAL AND CHEMICAL HELICAL ROTOR PUMPS



Clartek


TYPE & SIZE OF PUMP	BASIC DIMENSIONS															FLANGE DIMENSIONS					SHAFT EXTENSION				WT. IN KGS.		
	A	B	C	D	E	F	G	H	J	K	L	M	N	P	S	SD	T1	T2	D1	D2	D3	Z	D	R		I	U
AM 151	105	133	415		28	275	50	75	90	165	681	45	193	300	10	32	18	3	140	100	78	4 x Ø18	22	50	40	6	15.50
AM 152			495								761			300													16.00
AM - 201	105	133	430		28	275	50	75	90	165	696	45	193	321	10	32	18	3	140	100	78	4 x Ø18	22	50	40	6	16.50
AM - 202			530								796			421													16.50
AM - 204	106	177	867	453	51	355	70	110	100	200	1201	50	237	760	12	50	20	3	165	125	102	4 x Ø18	22	50	40	6	35.00
AM - 301			610								944			502													34.00
AM - 302			760								1094			652													35.00
AM - 304	125	177	1186	675	44	450	78	118	112	234	1532	60	257	1068	12	65	20	3	185	145	122	4 x Ø18	28	60	40	6	56.00
AM - 401			777								1125			661													53.00
AM - 402			979	468							1325			861													58.00
AM - 404	157	203	1543	897	44	575	92	142	132	272	1447	70	293	1363	15	80	22	3	200	160	138	8 x Ø18	32	80	60	10	100.00
AM - 501			978	332							1382			798													87.00
AM - 502			1228	588							1632			1048													98.00
AM - 504	166	228	1890	1104	47	700	110	152	160	320	2331	75	328	1661	18	100	24	3	220	180	158	8 x Ø18	38	80	60	10	170.00
AM - 601			1183	397							1624			954													146.00
AM - 602			1483	697							1924			1254													163.00
AM - 701			1239	452							1679			1009													156.00
AM - 702			1589	802							2029			1359													183.00
AM - 604	200	270	2341	1314	64	925	130	175	160	345	2875	75	370	2075	18	125	26	3	250	210	188	8 x Ø18	48	110	80	14	275.00
AM - 801			1535	508							2069			1269													235.00
AM - 802			1935	908							2469			1669													270.00
AM - 901			1708	680							2242			1442													255.00
AM - 902			2188	1160							2722			1922													300.00
AM - 100	253	342	1942	665	51	1200	172	232	200	440	2588	100	482	1588	22	150	26	3	285	240	212	8 x Ø22	60	140	100	18	415.00
AM - 102			2442	1155							3088			2088													475.00
AM - 130	255	375	2296	1209	55	1000	180	240	200	450	2980	100	445	1942	22	200	30	3	340	295	268	12 x Ø22	65	140	100	18	450.00



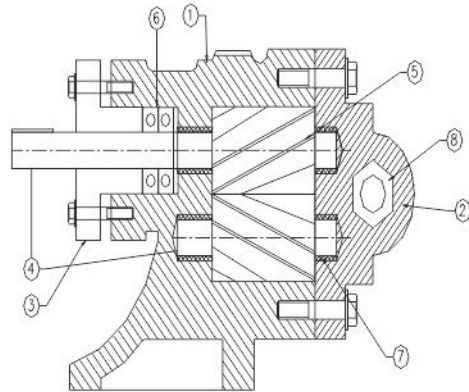
Rotary External Gear Pumps

(For Transfer of oil & Viscous Liquids)

Foor Mounted RGP / HGP



Cross Section View type RGP / HGP



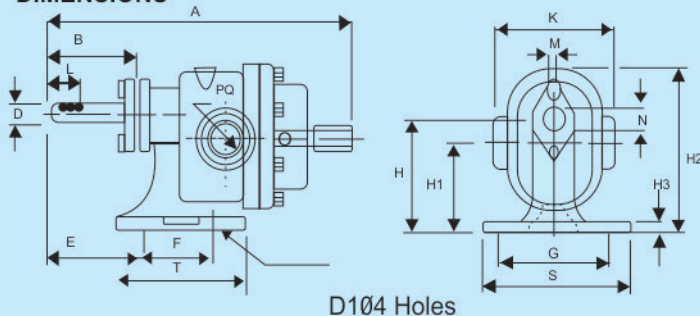
Material of Construction and part list

Part No.	Part Details	Standard Design	Optional Design on request
1	Pump Body	Cast Iron	Cast Steel, Gun Metal, Stainless Steel SS-304 / 316
2	Back Cover	Cast Iron	Cast Steel, Gun Metal, Stainless Steel SS-304 / 316
3	Gland Cover	Cast Iron	Cast Steel, Gun Metal, Stainless Steel SS-304 / 316
4	Shaft	En-8 Harden & Grind	En-9, En-24, En-31, SS-304 / 316 harden & Grind
5	Gears	En-8	En-24, En-31, SS-304 / 316 harden by nitriding
6	Seal	Rubber oil seal Nitrile / Neoprene	PTFE base injectable sealant
7	Bush Bearings	Sintered Bronze	Ph. Bronze, Gun Metal, PTFE Coated DU
8	PRV Assembly	Std. alloy steel	Stainless steel
9	Key	MS	SS

Performance Table

Model No. HGP / RGP	Size in BSP Suc. x Dely Screw end	Capacity at 1440 rpm		Recmd. Electric Motor HP at Differential Pressure Kg/Cm2 based on 500 SSU viscosity Lub. Oil			Approx Weight of Bare Pump In Kgs.
		LPM	US GPM	03 Kg/cm2	06 Kg/Cm2	10 Kg/Cm2	
025	¼" x ¼"	5	1.3	0.25	0.35	0.5	1.4
050	½" x ½"	20	5.3	0.5	0.75	1.0	2.2
075	¾" x ¾"	30	1.8	0.75	1.0	1.5	4.2
100	1" x 1"	50	13.3	1.0	1.5	2.0	5.0
125	1¼" x 1¼"	75	20	1.5	2.0	3.0	8.0
150	1½" x 1½"	110	29	2.0	3.0	5.0	9.5
200	2" x 2"	225	59.4	5.0	7.5	10.0	17.2
250	2 ½" x 2 ½"	350	92.5	7.5	10	15	28.5
300	3" x 3"	500	132.5	15	20	25	40.0

DIMENSIONS



MATERIAL OF CONSTRUCTION

PART	STANDARD DESIGN
Body	Cast Iron
Back Cover	Cast Iron
Gears	EN-8 Helical
Shaft	EN-8 Hardened & Grind
Bushes	Sintered - Bronze / PTFE coated
Seal	Nitrile Oil Seal (max. temp upto 70°C)

Pressure relief valve will be provided in all models except RGP - 0.25

MODEL HGP/RGP	A	B	E	F	G	S	T	H	H1	H2	H3	L	M	N	D ⁻	D1 ⁻	K	PQ
025	118	21.5	22	35	60	78	60	54	43	78	6	18	4	11	9.5	7	60	1/4" B.S.P.
050	172	46	51	40	70	90	70	63	50	90	6	22	4	13.5	12	8	70	1/2" B.S.P.
075	215	54	63.5	45	85	110	80	80	66	115	8	25	5	16.0	14	10	90	3/4" B.S.P.
100	236	64	64.5	50	93	125	95	90	73	128	8	27.5	5	19.5	17	10	86	1" B.S.P.
125	266	70	65	60	105	140	110	100	79	140	10	32	6	22.5	20	12	100	1 1/4" B.S.P.
150	290	75	80	70	115	150	130	110	88	155	12	35	6	24.5	22	12	108	1 1/2" B.S.P.
200	360	98	92	100	140	180	160	132	105	192	15	40	8	28	25	15	142	2" B.S.P.
250	420	110	110	120	155	200	185	145	114	215	18	45	8	31	28	17	160	2 1/2" B.S.P.
300	455	125	120	140	180	235	205	160	124	235	20	50	8	33	30	17	170	3" B.S.P.

Note : All dimensions are in millimeters. Unless otherwise stated Specifications are subject to change without prior notice as improvements are made from time to time

CONVERSION: 1 Imperial gallon = 4.5 Liters 1 U.S. Gallon = 3.78 Liters 1 P.S.I. = 2.31 Feet
1 Kg / Cm2 = 14.2 P.S.I. 1 Meter = 3.28 Feet



Cleartek Filters (P) Ltd.

79-A, Sidco Industrial Estate Post, Kurichi, Coimbatore - 641 021. Tamilnadu, INDIA. Phone : +91 422 2671022 / 2674022
Fax : +91 422 2671027 Mobile : +91 90039 17514 E-mail : cleartekfilters@hotmail.com www.cleartek.net